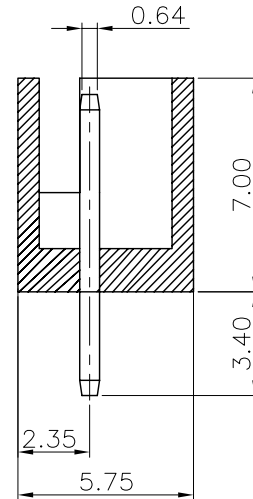
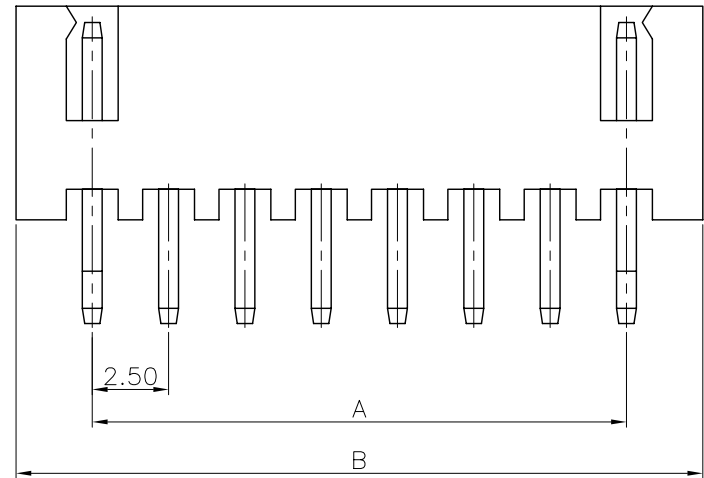
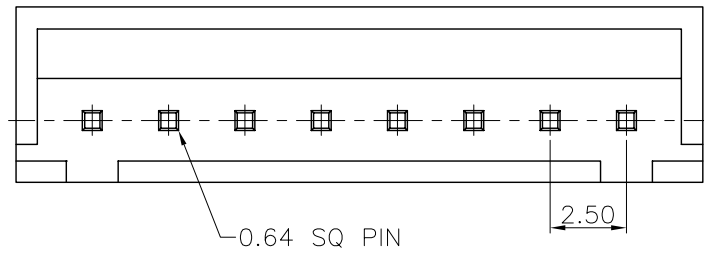


REV.	ECN.	DATE	DWN	APVD



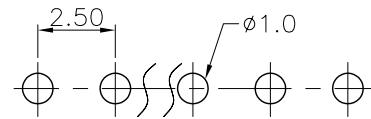
MATERIAL:

INSULATOR : NYLON 66, UL 94V-0
 CONTACT : COPPER ALLOY
 CONTACT FINISH : TIN OVER NICKEL PLATED

SPECIFICATION:

CURRENT RATING : 3A
 DIELECTRIC WITHSTANDING VOLTAGE : 800V AC PER MINUTE
 INSULATION RESISTANCE : 1000MΩ MIN.
 CONTACT RESISTANCE : 10mΩ MAX.
 OPERATING TEMPERATURE : -25°C ~ +85°C.

POSITION	A	B	POSITION	A	B
2	2.50	7.50	12	27.50	32.50
3	5.00	10.00	13	30.00	35.00
4	7.50	12.50	14	32.50	37.50
5	10.00	15.00	15	35.00	40.00
6	12.50	17.50	16	37.50	42.50
7	15.00	20.00	17	40.00	45.00
8	17.50	22.50	18	42.50	47.50
9	20.00	25.00	19	45.00	50.00
10	22.50	27.50	20	47.50	52.50
11	25.00	30.00			



P.C.B. LAYOUT

Order Information :

HWC12 - 08 1 T N C 00 - R
 1 2 3 4 5 6 7

1. SERIES NUMBER	HWC12 : 2.5mm PITCH WIRE TO BOARD WAFER STRAIGHT
2. POSITION	02 ~ 20
3. CONTACT MATERIAL	1 : COPPER ALLOY
4. CONTACT PLATING	T : TIN
5. INSULATOR COLOR	N : NATURE
6. INSULATOR MATERIAL	C : NYLON
7. GREEN PRODUCT	R : RoHS

WEKANG 維鼎股份有限公司
 WEKANG CO., LTD.
 TEL:886-2-26436301 FAX:886-2-26432714

SIZE A4	UNIT mm	SCALE 4/1	SHEET 1 OF 1
------------	------------	--------------	-----------------

GENERAL TOLERANCE
 X.X ±0.35
 X.XX ±0.25

ANGLE TOLERANCE ±1°
 RADIUS ±0.25
 HOLE ±0.13

DRAWN. JEAN
 CHECKED. HENRY
 APPROVED. HENRY

DATE 12 - 30 - 2005
 DATE 12 - 30 - 2005
 DATE 12 - 30 - 2005

DRAWING NO. HWC12-XX1TNC00-R C04001
 TITLE. 2.5mm PITCH WIRE TO BOARD
WAFER STRAIGHT
 PART NO. HWC12-XX1TNC00-R REV A.0

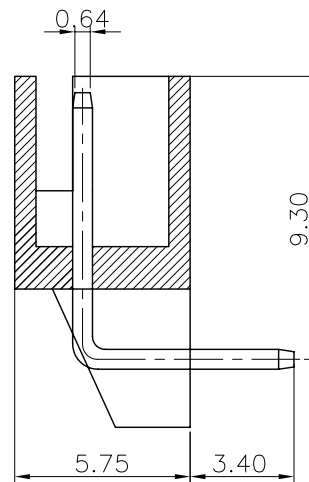
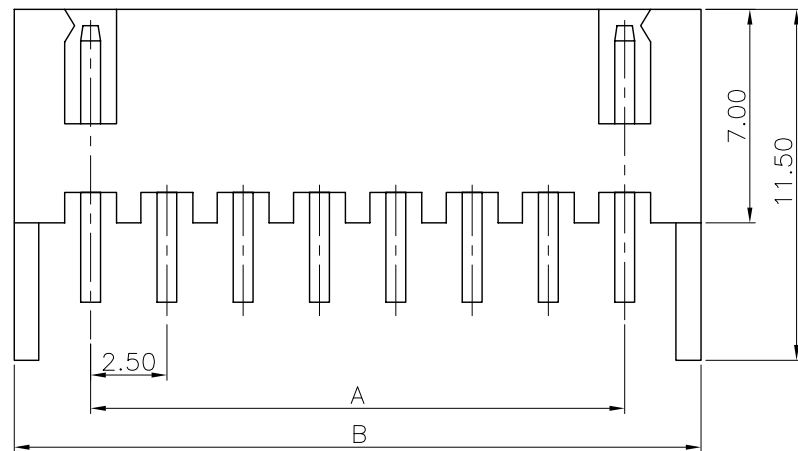
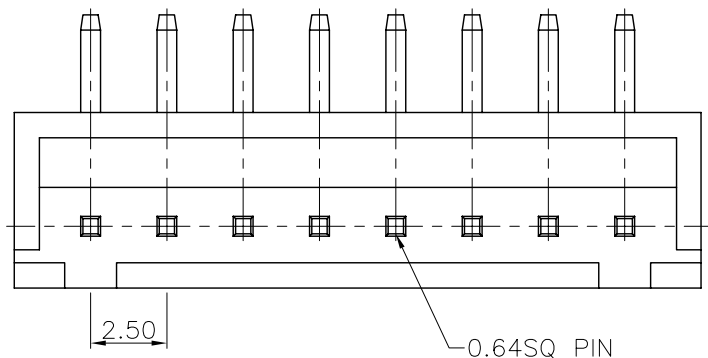
REV.	ECN.	DATE	DWN	APVD

MATERIAL:

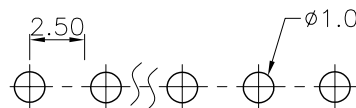
INSULATOR : NYLON 66, UL 94V-0
 CONTACT : COPPER ALLOY
 CONTACT FINISH : TIN OVER NICKEL PLATED

SPECIFICATION:

CURRENT RATING : 3A
 DIELECTRIC WITHSTANDING VOLTAGE : 800V AC PER MINUTE
 INSULATION RESISTANCE : 1000MΩ MIN.
 CONTACT RESISTANCE : 10mΩ MAX.
 OPERATING TEMPERATURE : -25°C ~ +85°C.



POSITION	A	B	POSITION	A	B
2	2.50	7.50	12	27.5	32.50
3	5.00	10.00	13	30.0	35.00
4	7.50	12.50	14	32.5	37.50
5	10.00	15.00	15	35.0	40.00
6	12.50	17.50	16	37.5	42.50
7	15.00	20.00	17	40.0	45.00
8	17.50	22.50	18	42.5	47.50
9	20.00	25.00	19	45.0	50.00
10	22.50	27.50	20	47.5	52.50
11	25.00	30.00			



P.C.B. LAYOUT

Order Information :

HWC92 - 0 8 1 T N C 0 0 - R
 1 2 3 4 5 6 7

1. SERIES NUMBER	HWC92 : 2.5mm PITCH WIRE TO BOARD WAFER RIGHT ANGLE
2. POSITION	02 ~ 20
3. CONTACT MATERIAL	1 : COPPER ALLOY
4. CONTACT PLATING	T : TIN
5. INSULATOR COLOR	N : NATURE
6. INSULATOR MATERIAL	C : NYLON
7. GREEN PRODUCT	BLANK : NOT GREEN PRODUCT R : RoHS

WEKANG CO., LTD.
 維鼎股份有限公司
 TEL:886-2-26436301 FAX:886-2-26432714

SIZE A4	UNIT mm	SCALE 4/1	SHEET 1 OF 1
---------	---------	-----------	--------------

GENERAL TOLERANCE
 X.X ±0.35
 X.XX ±0.25

ANGLE TOLERANCE ±1°
 RADIUS ±0.25
 HOLE ±0.13

DRAWN. JEAN
 CHECKED. HENRY
 APPROVED. HENRY

DATE 12 - 30 - 2005
 DATE 12 - 30 - 2005
 DATE 12 - 30 - 2005

DRAWING NO. HWC92-XX1TNC00-R C04001
 TITLE. 2.5mm PITCH WIRE TO BOARD
WAFER RIGHT ANGLE
 PART NO. HWC92-XX1TNC00-R REV A.0